



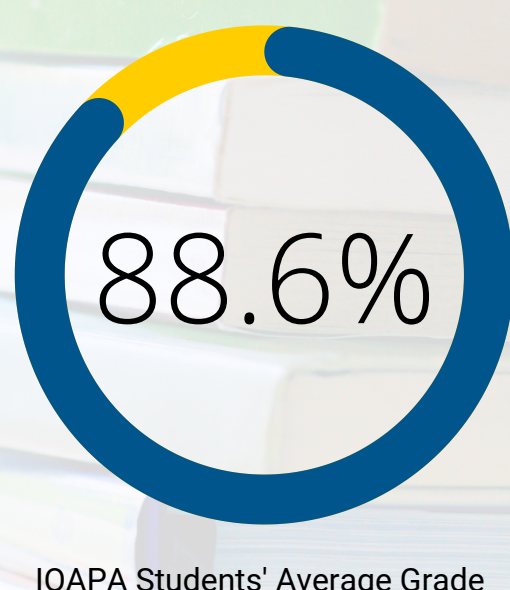
# OUTCOMES & ADVICE FOR IOAPA MIDDLE SCHOOL COURSES

IOAPA brings AP opportunities to all schools in Iowa

  
**169**  
Middle School Students Enrolled

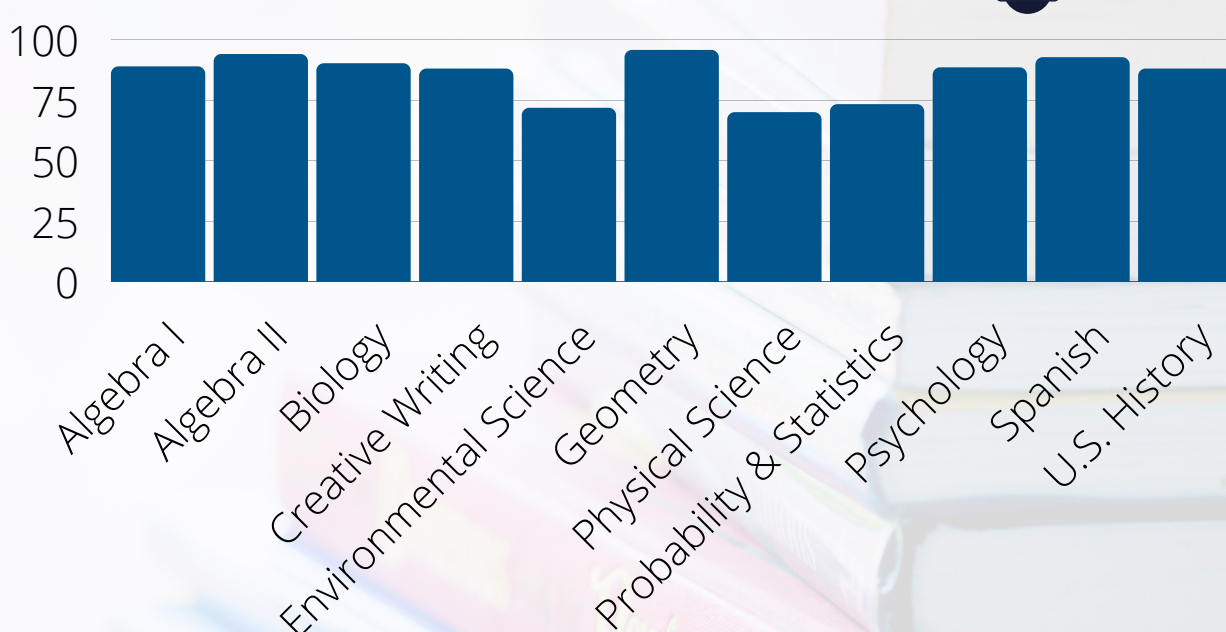
  
**236**  
Semester Enrollments

In 2020-2021, IOAPA offered 14 high-school-level courses to middle school students who would not otherwise have access to them.



## Overall Course Outcomes

Middle school IOAPA students earned an average score of 88.6 across all IOAPA courses, demonstrating above-average performance in high school-level courses.



## IOAPA Definitions

### Passing Rate

Percentage of students who passed the course (received a C- or better) out of those who completed it.

### Completion Rate

Percentage of students who completed the course out of all those who started it.

### On-schedule rate

Amount of overdue work relative to the amount of work due. This can indicate a course's pacing.

### Quality of work

How well the students did on the work they completed.

## IOAPA Course Breakdown

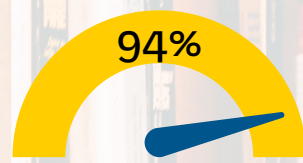
### Algebra I

Students earned an average grade of 89%. These students had a completion rate of 78% and a passing rate of 100%.



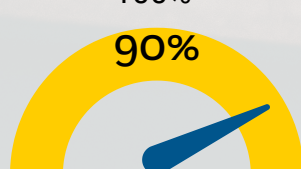
### Algebra II

Students earned an average score of 94%. They had passing and on-schedule rates of 100%.



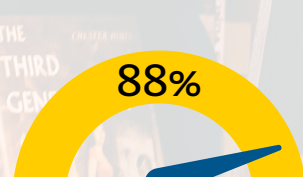
### Biology

The average grade was 90%. These students had a completion rate of 55% and an on-schedule rate of 100%



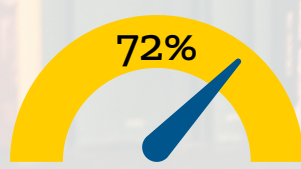
### Creative Writing

Students earned an average score of 88%. These students had a completion rate of 90% and a passing rate of 92%.



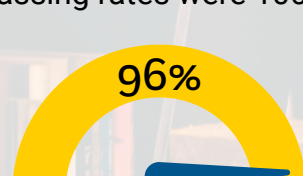
### Environmental Science

Students in this course received an average grade of 72%. They had an on-schedule rate of 84% and a quality of work score of 90%



### Geometry

The average score was 96%. Completion and passing rates were 100%!



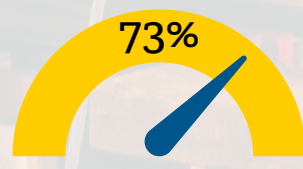
### Physical Science

Students earned an average grade of 70%. These students had a completion rate of 100% and a quality of work score of 80%.



### Probability & Statistics

Students received an average score of 73%. These students had a 100% completion rate and a 76% quality of work score.



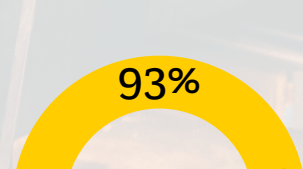
### Psychology

The average grade was 88%. Students also had a completion rate of 90% and a passing rate of 97%.



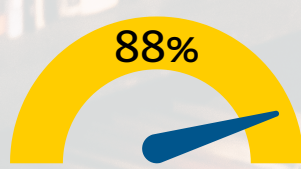
### Spanish

Students earned an average grade of 93%. They had passing rate and on-schedule rates of 100%



### U.S. History

Students earned an average grade of 88%. They had a passing rate of 100% and a quality of work score of 88%.



## Computer Science Course

This course is offered both as a full year (2 semesters) and as a 1-semester course.

### Intro to Computer Science

15 students enrolled in the 2020-21 full year course and 21 students enrolled in the 1-semester course

This course is recommended for students in grades 7-9 who are interested in computer science and plan to take AP Computer Science A or AP Computer Science Principles in high school.

### Mentors should:

- Facilitate a pace that allows students to attain mastery
- Use the supplemental materials provided
- Ensure you provide face-to-face time with the students

For more on IOAPA: [belinblank.org/ioapa](https://belinblank.org/ioapa)