

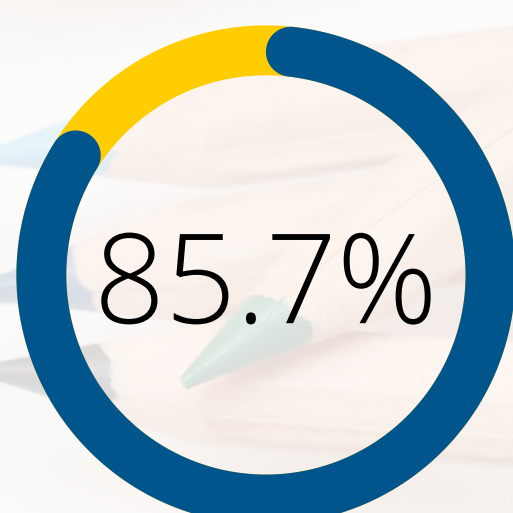
OUTCOMES & ADVICE FOR IOAPA HIGH SCHOOL COURSES

IOAPA brings AP opportunities to all schools in Iowa


350
High School Students Enrolled


604
Semester Enrollments

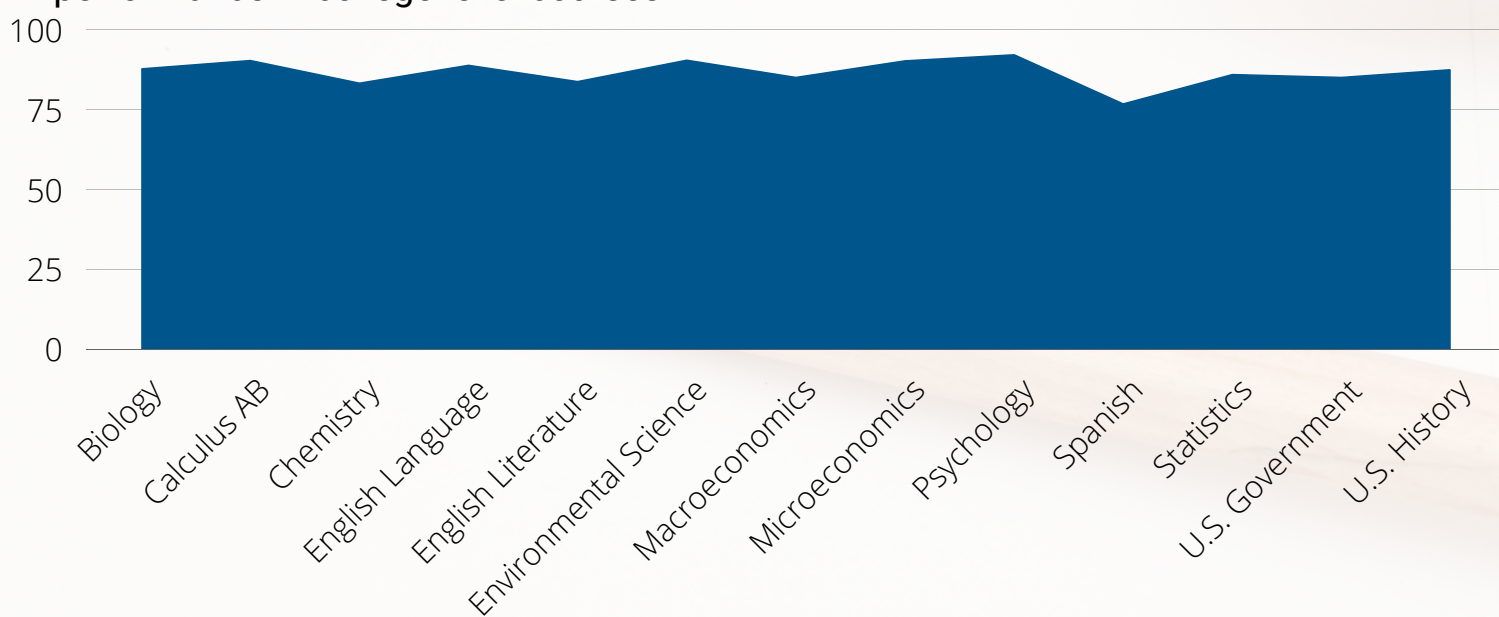
In 2020-2021, IOAPA offered 15 college-level courses to high school students who would not otherwise have access to them.



IOAPA Students' Average Grade

Overall Course Outcomes

High school IOAPA students earned an average score of 85.7 across all IOAPA courses, demonstrating above-average performance in college-level courses.



Definitions

Passing Rate

Percentage of students who passed the course (received a C- or better) out of those who completed it.

Completion Rate

Percentage of students who completed the course out of all those who started it.

On-schedule rate

Amount of overdue work relative to the amount of work due. This can indicate a course's pacing.

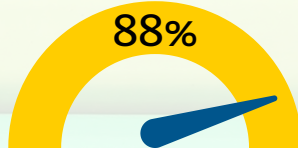
Quality of work

How well the students did on the work they completed.

IOAPA Course Breakdown

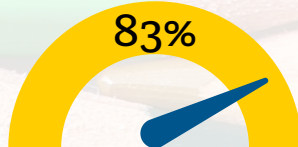
AP Biology

Students received an average grade of 88%. These students had a completion rate of 53% and a passing rate of 96%.



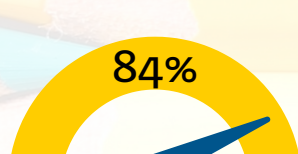
AP Chemistry

The average grade was 83%. These students had a quality of work score of 87% and an on-schedule rate of 96%.



AP English Literature & Composition

Students earned an average grade of 84%. They had a completion rate of 89% and a passing rate of 82%.



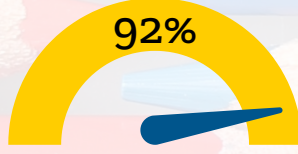
AP Macroeconomics

Students earned an average grade of 85%. These students also had a completion rate of 91% and a quality of work score of 89%.



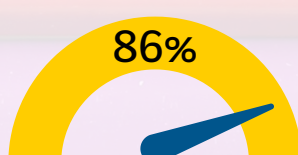
AP Psychology

The average grade was 92%. Students had a completion rate of 88% and an on-schedule rate of 98%.



AP Statistics

Students earned an average grade of 86%. They had an on-schedule rate of 99% and a completion rate of 79%.



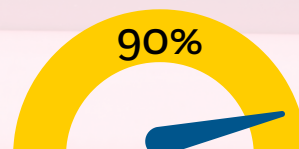
AP U.S. History

Students earned an average grade of 87%. They had completion and passing rates of 94%!



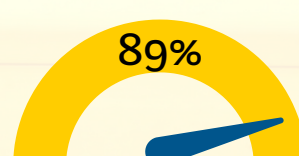
AP Calculus AB

Students received an average score of 90%. They had a completion rate of 50%. Those who completed the course demonstrated passing and on-schedule rates of 100%.



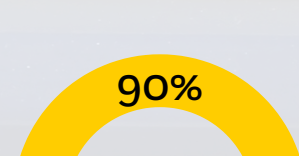
AP English Language & Composition

Students earned an average score of 89%. These students had a completion rate of 64% and a passing rate of 88%.



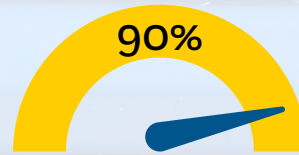
AP Environmental Science

The average score was 90%. There was a 63% completion rate and a 97% on-schedule rate.



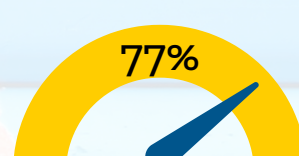
AP Microeconomics

Students earned an average score of 90%. These students also had a completion rate 91% and a passing rate of 98%.



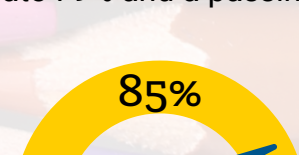
AP Spanish

AP Spanish students earned an average grade of 77% and had a passing rate of 82%.



AP U.S. Government

The average grade was 85%. Students had a completion rate 79% and a passing rate of 87%.



Computer Science Courses

Students taking these courses should have some coding experience and be comfortable with project-based learning.

AP Computer Science A

15 students enrolled in this course for 2020-21. These students had a 100% completion rate.

AP Computer Science Principles

14 students completed this course, for a 93% completion rate.

Mentors should:

- Dedicate sufficient time to support students
- Plan to facilitate the courses on your own
- Become familiar with project-based learning

For more on IOAPA: belinblank.org/ioapa